

Crime Performance & Partnership Funding Overview

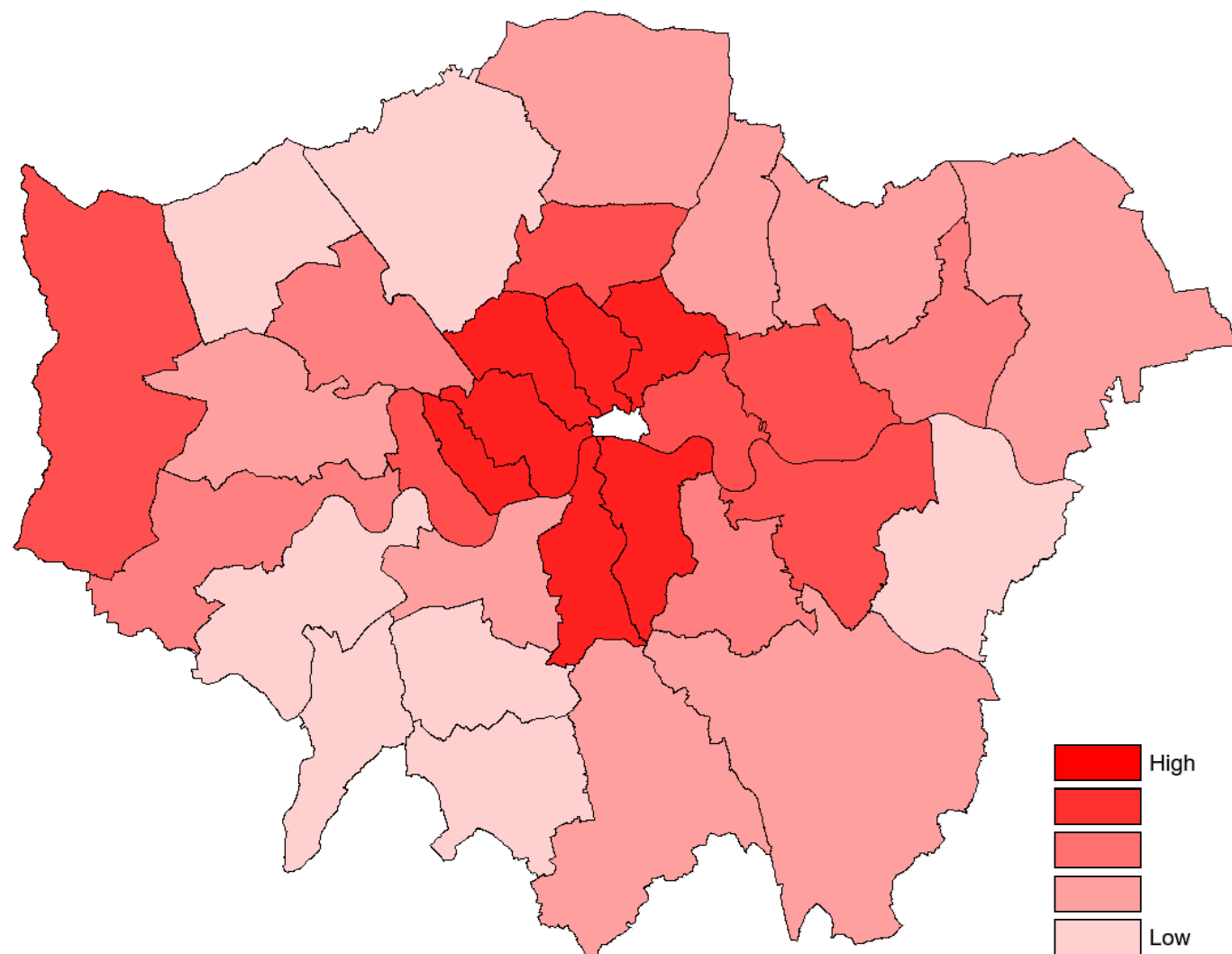
June 2025

Crime Performance Overview to May 2025

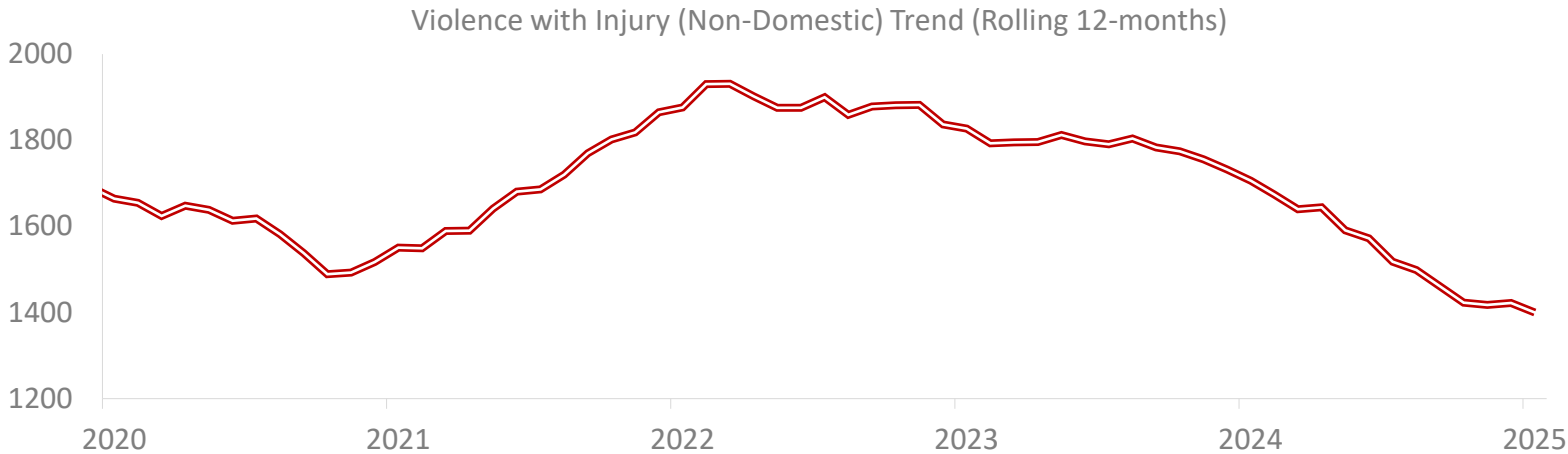
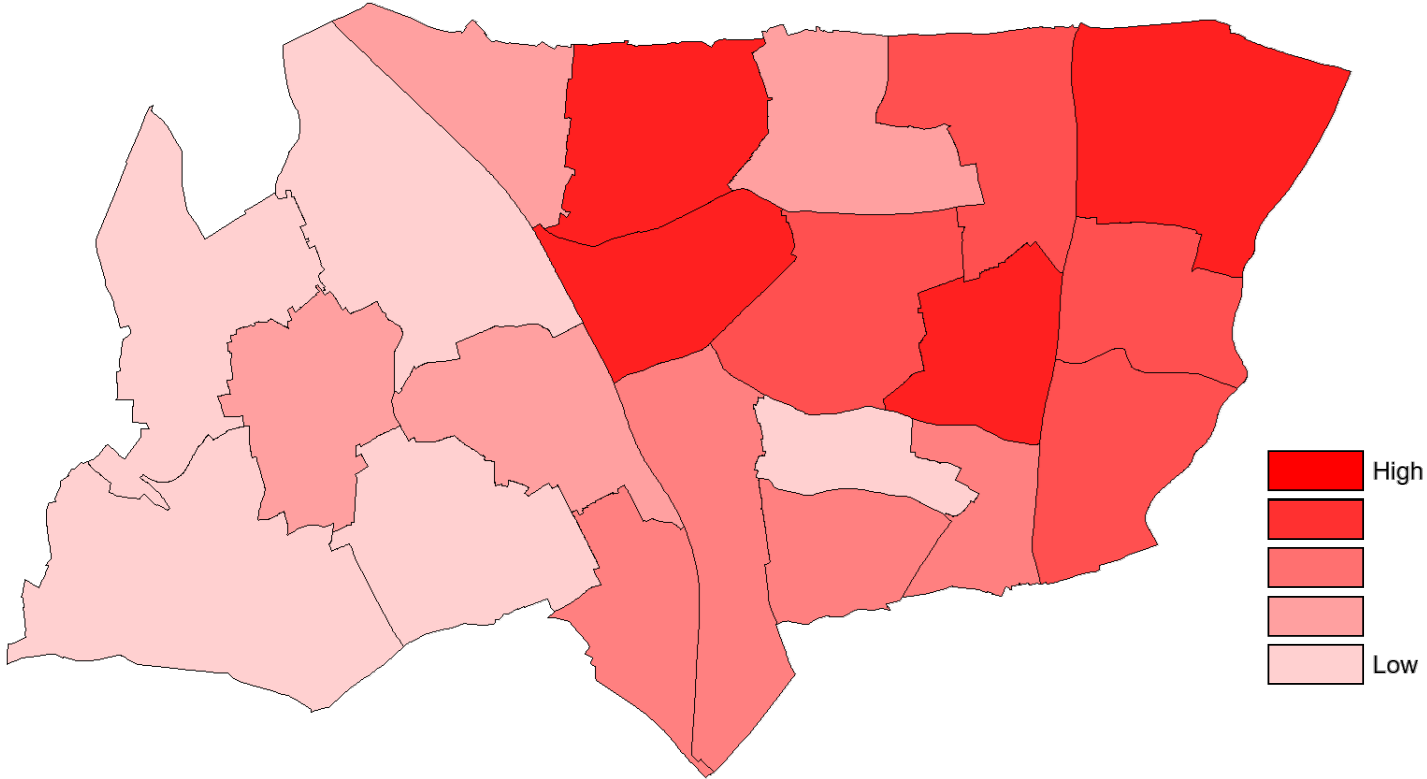
	Haringey		North Area BCU	London
	Offences Current R12	12-Month Change	12-Month Change	12-Month Change
Total Notifiable Offences (TNO)	28,508	-2%	+1%	-0.2%
Burglary (Residential)	1,151	-8%	-11%	-12%
Violence with Injury (Domestic)	634	-13%	-19%	-14%
Violence with Injury (Non-Domestic)	1,373	-19%	-19%	-18%
Robbery of Personal Property	1,076	-18%	-12%	-12%
Knife Crime Offences	681	1%	1%	3%
Youth Violence	309	-15%	-4%	-9%
Total Gun Crime	98	31%	11%	19%
Lethal-Barrelled Firearm Discharges	12	-20%	0%	-3%

A total of **28,508** crimes were recorded in Haringey in the past 12-months, a **2%** reduction compared to the previous year.

- Haringey's overall crime rate is **97** per 1,000 population, **11th** highest in London
- The most commonly reported crimes in Haringey are **theft, violence** and **vehicle offences**
- The highest volume wards are **Noel Park, Northumberland Park** and **South Tottenham**



Ward	June 23-May24	June 24-May25	Change
Northumberland Park	157	148	-6%
Noel Park	162	144	-11%
Woodside	107	121	13%
Tottenham Central	140	112	-20%
Bruce Castle	113	93	-18%
South Tottenham	114	91	-20%
Tottenham Hale	126	77	-39%
West Green	97	74	-24%
Seven Sisters	89	70	-21%
Harringay	99	69	-30%
Stroud Green	59	52	-12%
Hermitage & Gardens	85	45	-47%
Muswell Hill	39	42	8%
White Hart Lane	54	40	-26%
Hornsey	52	39	-25%
Bounds Green	38	30	-21%
Highgate	36	29	-19%
St Anns	42	29	-31%
Alexandra Park	32	26	-19%
Crouch End	28	24	-14%
Fortis Green	28	18	-36%
Haringey Total*	1,697	1,373	-19%



The lowest ranked boroughs for this category are Ealing (37%), Camden (38%) and Lewisham (38%).



Following extensive discussions with key partners, including MOPAC and the London Violence Reduction Unit (VRU), the Haringey Community Safety Partnership has successfully secured vital partnership funding, totalling **£2.9M** over four-years. This funding will enable us to continue delivering key workstreams and build on previous learning to further enhance outcomes across the partnership.

In line with the funding criteria, our delivery will align with both our local priorities and the London Police and Crime Plan (PCP), focusing on:

- Reducing and preventing violence
- Increasing trust and confidence
- Creating safer, more confident communities
- Better supporting victims
- Protecting people from exploitation and harm

In addition to our ongoing focus on non-domestic violence with injury and robbery, the funding will also prioritise:

- Violence Against Women and Girls (VAWG)
- Reducing and preventing serious youth violence and criminal exploitation
- Tackling hate crime

MOPAC London Crime Prevention Fund (LCPF) - £553K per annum, 2025 to 2029

- *Early intervention and action to tackle drug related ASB - £150K*
- *Integrated Group Offending Team (IGOT) - £293K*
- *VAWG Project - £40K*
- *Hate Crime Co-Ordinator - £70K*

VRU London Crime Prevention Fund (LCPF) - £200K per annum, 2025 to 2028

- *Haringey Youth Service – Thrive 360 - £75K*
- *Youth IOM - £75K*
- *VAWG Young Person IDVA - £30K*
- *IOM / Prison Link Worker - £20K*

VRU Robbery Prevention Fund - £100K per annum, 2024 to 2026

- *Active Role Models - £37K*
- *Mobile Youth Hubs – £50K*
- *Rising Green Boxing - £10K*
- *Robbery Prevention Co-Ordination and Analytics - £10K*

Serious Violence Duty Fund - £29K for 2025 to 2026

- *Bruce Grove Boxing - £10K*
- *SVD Statutory Delivery, Strategic Development and Assessment - £19K*

- **Crime and Policing Bill (2025)** - Introduces wide-ranging reforms including enhanced police powers, tougher measures on antisocial behaviour, and new offences to tackle violence, town centre crime and public confidence.
- **Home Office Community Safety Partnership Review (2023-24)** – Awaiting outcomes from Phase 2 of the national CSP review, with further developments expected to shape future partnership structures and responsibilities.
- **ASB Data Reporting and Force Level Action Plans (2025)** – The Home Office continues to explore how ASB case data can be captured as part of regular statistical returns e.g. via MOPAC. Additionally, each Police Force will also be required to designate an ASB lead officer, to work with communities to develop a local anti-social behaviour action plan, under the Neighbourhood Policing Guarantee (NPG).
- **Prisoner Sentencing Reform (2025)** – Reforms will allow early release for prisoners serving a wide range of offences, potentially after completing one-third of their sentence, increasing the need for robust community supervision.
- **Prevention Partnerships and Panels (2025)** – Prevention Partnerships aim to strengthen a joined-up approach, provide a mapping of youth services and increase identification of young people at risk. Prevention Panels will be required in each borough as part of this, and the London VRU are co-ordinating a pilot scheme for this.
- **Home Office Hyper Local Knife Crime Hotspot Funding (2025)** – The Home Office are exploring the use of targeted funding, during FY 2025-26, for areas with high knife crime rates, supporting hyper-local interventions and community-led solutions.